

 **Grain
Handler**

**Continuous Mixed Flow Dryers
Fan Under Series**

www.grainhandler.com

EXPANDABILITY

Fan Under Continuous Mixed Flow Dryers



- Grain Handler has produced the only single phase drying system in the industry with up to 5000 bph drying capacity.
- Lower energy costs and higher retention time in the dryer results in a higher quality and test weight grain.
- Mixed Flow design is capable of drying all types of grains at equal rates.
- Larger holding capacity allows grains to be tempered or heated over a longer period of time, resulting in less stress cracks.
- 40-45 cfm of air per bushel compared to 80-100 cfm of air per bushel on cross flow screen dryers, resulting in less fuel consumption.
- Food grade quality drying of any grain commodity.
- 400-7400 bph drying capacity.
- All models are engineered to be easily expanded.
- All models are designed with an enclosed top, which eliminates moisture problems associated with rain and snow exposure.
- Fuel source options available: Natural Gas, LP, LNG, and Butane
- Low maintenance, no screens to clean.
- 5 year limited warranty on all models.

SIMPLE YET ADVANCED: SINGLE BURNER AND SINGLE GAS TRAIN

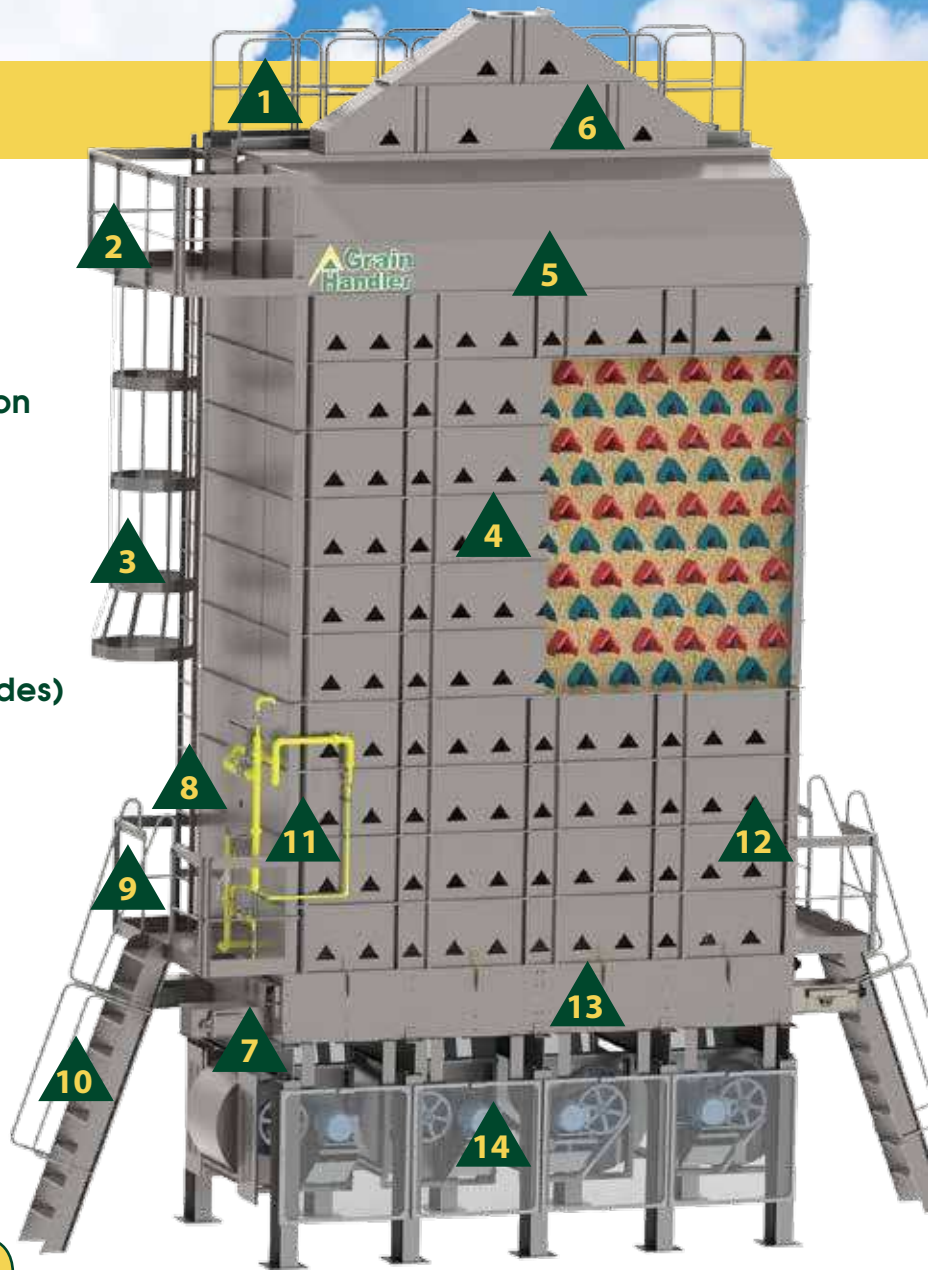
Maxon burner and internal vaporizer are included on all models. All models include a double block and bleed gas train that is designed to operate under low gas pressure with maximum safety in mind.



EFFICIENCY

Standard Options

1. Service Catwalk
2. Upper Service Platform
3. Ladder and Safety Cage
4. Heavy Construction for Future Expansion
5. Preheat Garner
6. Enclosed Roof
7. Takeaway Drag Conveyors
8. Full 6 foot Burner Service Door (both sides)
9. Burner Service Platforms (both sides)
10. Stairways to Burner Service Platforms
11. Advanced Single Gas Train
12. Corner "Half Ducts" for Even Air Flow
13. Tub Clean Out Door Handles for Easy Year-end Clean-out
14. Low Speed, Forward Curve Centrifugal Fans for Quiet Operation



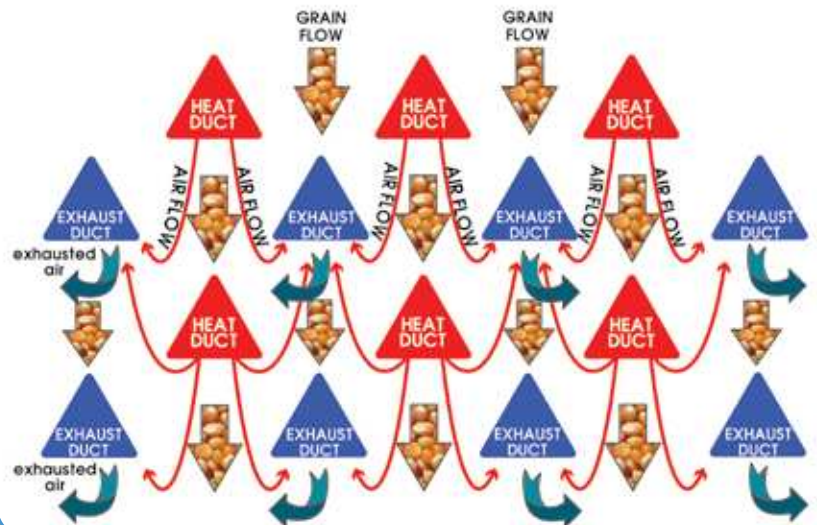
REASONS FOR EFFICIENCY

Larger Holding Capacity- This allows grains to be tempered or heated up over a longer period of time, which reduces heat stress cracking, the mix flow drying process results in higher quality of grain and increased test weight.

Retention Time- Grain heated up over longer periods of time, allows tempering of grain, which requires less cfm per bushel. Grain Handler dryers use 45 cfm per bushel in comparison to cross flow screen dryers that use 80-120 cfm which will reduce the amount of energy used.

Grain Flow- When the grain is flowing and mixing throughout the dryer the grain is evenly exposed to the heat reducing the need for higher cfm levels and more effectively using the heated air generated compared to portable and tower screen dryers.

MIXED FLOW DRYER AIR FLOW PATTERNS



FLEXIBILITY

Fill and Unload Options

FILL OPTIONS

Leveling Fill Types: Level Drag and Scalper Drag Conveyor available in all models, Leveling Auger available in 8' thru 24' models.



Scalper drag option: wire mesh floor for filtering unwanted debris.



Gravity "A" Fill: Available in 8' thru 32' models. No motor higher than 7 feet off the ground.



UNLOAD OPTIONS

Cross Drag Conveyor

The cross drag conveyor will collect both grain columns and bring them to a single discharge point. 10 foot standard lengths, or custom lengths available.



2-1 Y-Discharge

The 2-1 Y-discharge will collect both grain columns and bring them to a center point perfect for an air system or a bucket elevator boot.



SINGLE DRIVE METERING AND DISCHARGE


A state of the art variable frequency drive now controls all 4 metering rolls and the unload drag conveyors. This keeps the drag conveyors running at the speeds required to remove the grain being metered out by the dryer, which in turn maintains the highest level of grain quality, synonymous with the Grain Handler name.



CONTROL PANEL

Advanced single control panel for automated control of the motors, burner, and grain-flow throughout your entire system.

- Fully adaptable to after-market moisture controllers.
- Equipped with all necessary safety features.



SPECIFICATIONS

| GH DRYER MODEL | BPH DRY & COOL 5 POINT | BPH DRY & COOL 10 POINT | TOTAL FAN UNDER FAN HP | FAN UNDER # OF FANS | BU TOTAL HOLDING | LEVELING AUGER FILL HEIGHT | LEVELING DRAG FILL HEIGHT | GRAVITY CONE FILL HEIGHT |
|----------------|------------------------|-------------------------|------------------------|---------------------|------------------|----------------------------|---------------------------|--------------------------|
| 808 | 456 | 296 | 10 | 2 | 588 | 28 | 30 | 30 |
| 810 | 542 | 353 | 15 | 2 | 700 | 32 | 34 | 34 |
| 812 | 629 | 409 | 15 | 2 | 812 | 36 | 38 | 38 |
| 816 | 803 | 522 | 20 | 2 | 1,036 | 44 | 46 | 46 |
| 820 | 976 | 635 | 30 | 2 | 1,260 | 52 | 54 | 54 |
| 822 | 1,063 | 691 | 30 | 2 | 1,372 | 56 | 58 | 58 |
| 824 | 1,150 | 748 | 40 | 2 | 1,484 | 60 | 62 | 62 |
| 826 | 1,237 | 804 | 40 | 2 | 1,596 | 64 | 66 | 66 |
| 1608 | 911 | 592 | 20 | 4 | 1,176 | 28 | 30 | 32 |
| 1610 | 1,085 | 705 | 30 | 4 | 1,400 | 32 | 34 | 36 |
| 1614 | 1,432 | 931 | 30 | 4 | 1,848 | 40 | 42 | 44 |
| 1616 | 1,606 | 1,044 | 40 | 4 | 2,072 | 44 | 46 | 48 |
| 1618 | 1,779 | 1,157 | 60 | 4 | 2,296 | 48 | 50 | 52 |
| 1620 | 1,953 | 1,269 | 60 | 4 | 2,520 | 52 | 54 | 56 |
| 1622 | 2,127 | 1,382 | 60 | 4 | 2,744 | 56 | 58 | 60 |
| 1624 | 2,300 | 1,495 | 80 | 4 | 2,968 | 60 | 62 | 64 |
| 1626 | 2,474 | 1,608 | 80 | 4 | 3,192 | 64 | 66 | 68 |
| 2408 | 1,367 | 889 | 30 | 6 | 1,764 | 28 | 30 | 34 |
| 2410 | 1,628 | 1,058 | 45 | 6 | 2,100 | 32 | 34 | 38 |
| 2412 | 1,888 | 1,227 | 45 | 6 | 2,436 | 36 | 38 | 42 |
| 2414 | 2,148 | 1,396 | 45 | 6 | 2,772 | 40 | 42 | 46 |
| 2416 | 2,409 | 1,566 | 60 | 6 | 3,108 | 44 | 46 | 50 |
| 2418 | 2,669 | 1,735 | 90 | 6 | 3,444 | 48 | 50 | 54 |
| 2420 | 2,929 | 1,904 | 90 | 6 | 3,780 | 52 | 54 | 58 |
| 2422 | 3,190 | 2,073 | 120 | 6 | 4,116 | 56 | 58 | 62 |
| 2424 | 3,450 | 2,243 | 120 | 6 | 4,452 | 60 | 62 | 66 |
| 2426 | 3,711 | 2,412 | 120 | 6 | 4,788 | 64 | 66 | 70 |
| 3210 | 2,172 | 1,412 | 60 | 8 | 2,803 | N/A | 34 | 40 |
| 3212 | 2,519 | 1,637 | 60 | 8 | 3,250 | N/A | 38 | 44 |
| 3214 | 2,866 | 1,863 | 80 | 8 | 3,699 | N/A | 42 | 48 |
| 3216 | 3,214 | 2,089 | 80 | 8 | 4,146 | N/A | 46 | 52 |
| 3218 | 3,561 | 2,314 | 120 | 8 | 4,594 | N/A | 50 | 56 |
| 3220 | 3,908 | 2,540 | 120 | 8 | 5,043 | N/A | 54 | 60 |
| 3222 | 4,255 | 2,766 | 160 | 8 | 5,490 | N/A | 58 | 64 |
| 3224 | 4,602 | 2,992 | 160 | 8 | 5,939 | N/A | 62 | 68 |
| 3226 | 4,950 | 3,217 | 160 | 8 | 6,386 | N/A | 66 | 72 |
| 4016 | 4,014 | 2,609 | 100 | 10 | 5,180 | N/A | 46 | NA |
| 4018 | 4,448 | 2,892 | 150 | 10 | 5,740 | N/A | 50 | NA |
| 4020 | 4,883 | 3,174 | 150 | 10 | 6,300 | N/A | 54 | NA |
| 4022 | 5,316 | 3,456 | 200 | 10 | 6,860 | N/A | 58 | NA |
| 4024 | 5,751 | 3,738 | 200 | 10 | 7,420 | N/A | 62 | NA |
| 4026 | 6,184 | 4,020 | 200 | 10 | 7,980 | N/A | 66 | NA |
| 4816 | 4,817 | 3,131 | 120 | 12 | 6,216 | N/A | 46 | NA |
| 4818 | 5,338 | 3,470 | 180 | 12 | 6,888 | N/A | 50 | NA |
| 4820 | 5,859 | 3,808 | 180 | 12 | 7,560 | N/A | 54 | NA |
| 4822 | 6,380 | 4,147 | 240 | 12 | 8,232 | N/A | 58 | NA |
| 4824 | 6,901 | 4,485 | 240 | 12 | 8,904 | N/A | 62 | NA |
| 4826 | 7,421 | 4,824 | 240 | 12 | 9,576 | N/A | 66 | NA |

All dryer width standard 8' 2". All Fan Under Dryers available in 8 to 26 tier sections. Capacities listed are wet bushels, shelled corn at listed moisture content and are estimates based on drying principles, field results, and computer simulations. Variance may occur due to grain's physiological factors (kernel size, test weight, chemical composition, variety, maturity, excessive fines, and adverse weather conditions.)

GRAIN HANDLER USA



THE BEGINNING

Grain Handler USA has been a leading manufacturer of grain handling equipment since 1986, with our primary product being the Continuous Mixed Flow grain dryer. In a short time frame Grain Handler USA has grown by leaps and bounds driven by customer service and with the idea that our product will be the best grain dryer money can buy. To understand a product fully, to us at Grain Handler, it helps to understand the process of how our company started and what direction we are heading in.

The company started when two brothers, Gary and Michael Todd, purchased a Continuous Mixed Flow Dryer in 1979, for the family elevator. After drying for one season the brothers saw the quality and efficiency of this type of dryer compared to the more common cross flow dryers. In 1981, they started manufacturing parts and improving on the Mixed Flow design. This led to the two of them purchasing Grain Handler and moving it to Minnesota in 1986.

PIONEERS OF THE FAN UNDER DRYER

In 1991 Gary and Michael saw an opportunity in the marketplace for larger capacity dryers, with the company's primary product line being a conventional or side fan continuous Mixed Flow grain dryer, which is limited to 2600 bph, the brothers got to work on a new concept of the Mixed Flow dryer. Thus the fan under was born! The drive that was used to create the fan under dryer is still alive today with Grain Handler continuously working on research and development at the Todd elevator in St. Charles, Minnesota.



**Grain
Handler**

Lakeville, MN Office
21785 Hamburg Avenue
Lakeville, MN 55044

phone: 612-722-1085
fax: 612-722-2642

Authorized Dealer

**Grain
Handler**

St. Charles, MN Office
1012 St. Charles Avenue
St. Charles, MN 55972

phone: 507-932-5492
fax: 612-722-2642

www.grainhandler.com